



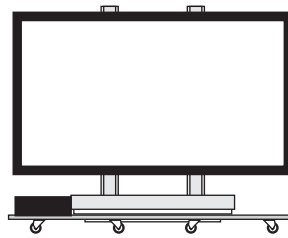
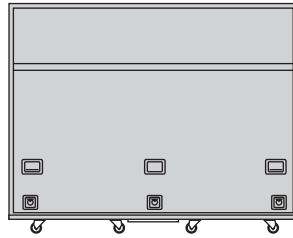
NEW WORLD CASE INC.

10 River Road Suite 102

Uxbridge, MA 01569

888.883.0107

sales@newworldcase.com



THE SCREENLIFTER G2

The complete lifting, storage and transportation solution for the Panasonic 103" Plasma Monitor.

**LANDSCAPE AND PORTRAIT DISPLAY • ONE MAN OPERATION • QUICK SETUP TIMES
210 - 240V ELECTRIC LIFTING • VARIOUS HEIGHTS • ATA TRANSPORTATION CASE**

The total solution for reducing manpower, costs and time during transport, installation and adjustment.
The ScreenLifter takes care of loading and unloading, lifting, lowering and rotation.

ScreenLifter Technical Data

Dimensions (L x W x H)	55.9 x 31.5 x 70.6 inch
Weight without display	approx 492 lbs
Permissible display size (W x H)	max 96.4 x 5.1 inch
Permissible display weight	max 485 lbs
Angle of rotation display	+90° (in clockwise direction)
Case dimensions (L x W x H)	99.2 x 33.9 x 78 inch
Case weight	466 lbs
Total weight (w/ Display)	approx 1460 lbs
Color	Aluminum anodized, RAL 9011

Stroke Columns

Lift	52.4 inch
Speed of lift	.984 inch / second
Power	12... 36V
Power input	1.5... 8A
Rated output	30 - 80 W
Max rated input	<200 W
Insulated class	E
Safety class	IP 42
Limit switch	2 x integrated
Color	Aluminum anodized

Control

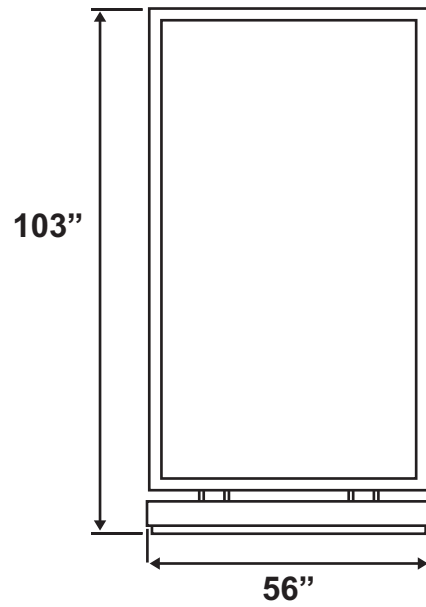
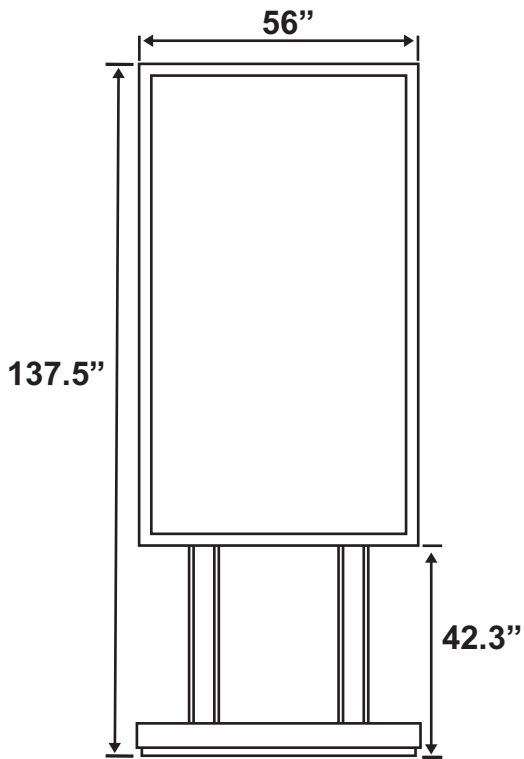
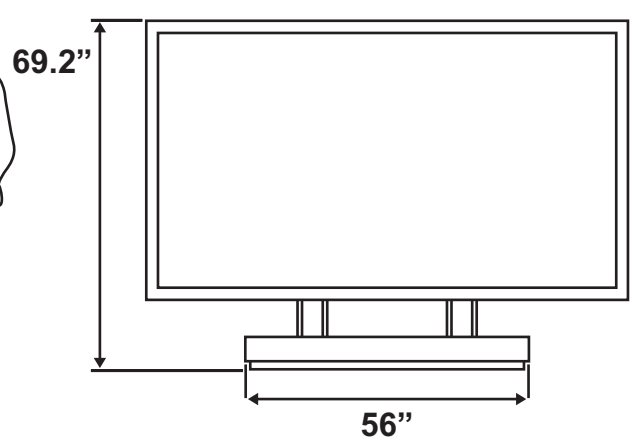
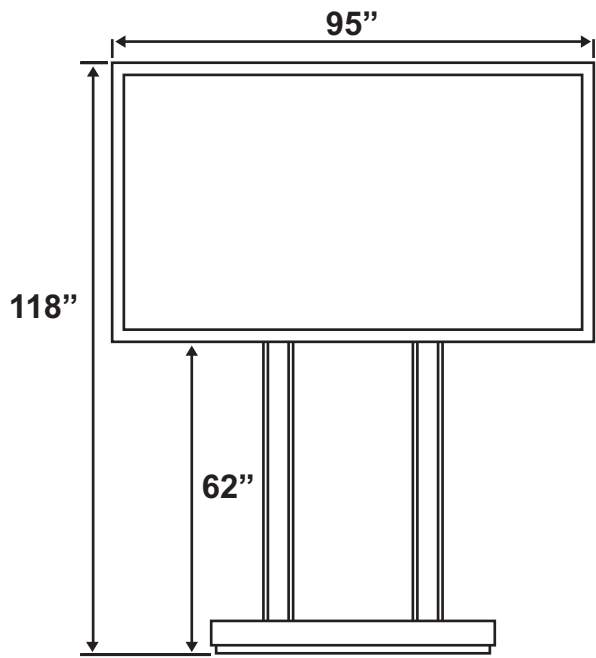
Supply voltage	210 = 240V / 60Hz
Rated input standby (w/ display)	<1.5 W
Rated input (w/ display)	200 W
Max rated input display	Note display spec <2000 W
Operating temperature	41 - 113°F
Storing temperature	-4 - +140°F
Operating humidity	5% - 85% (no condensation)
Switching capacity	20% (4 min ON / 20 min OFF)

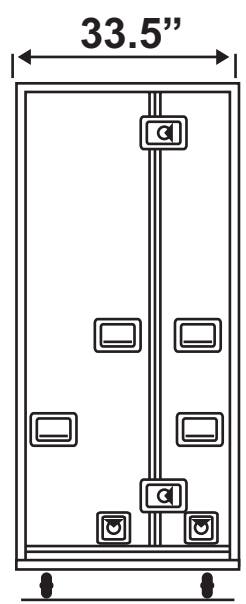
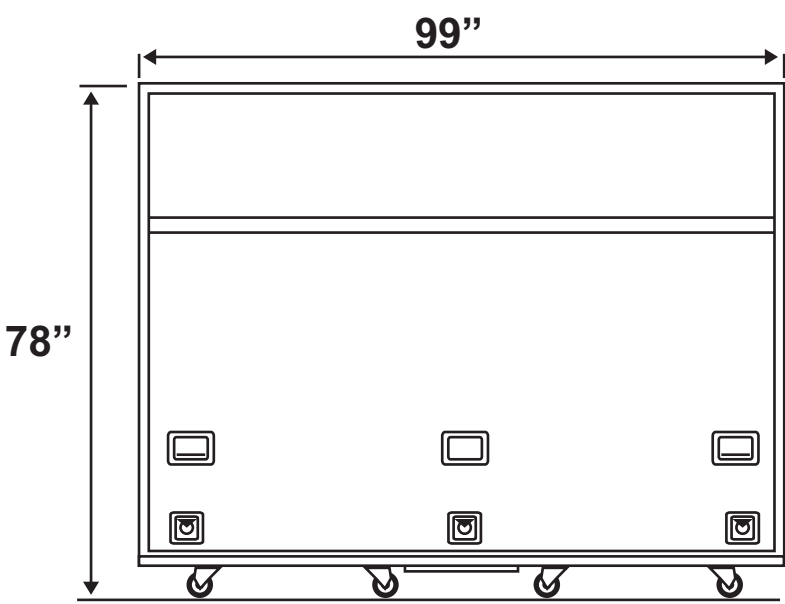
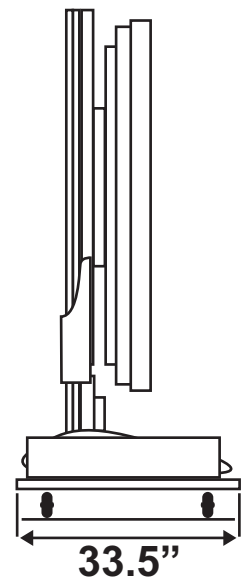
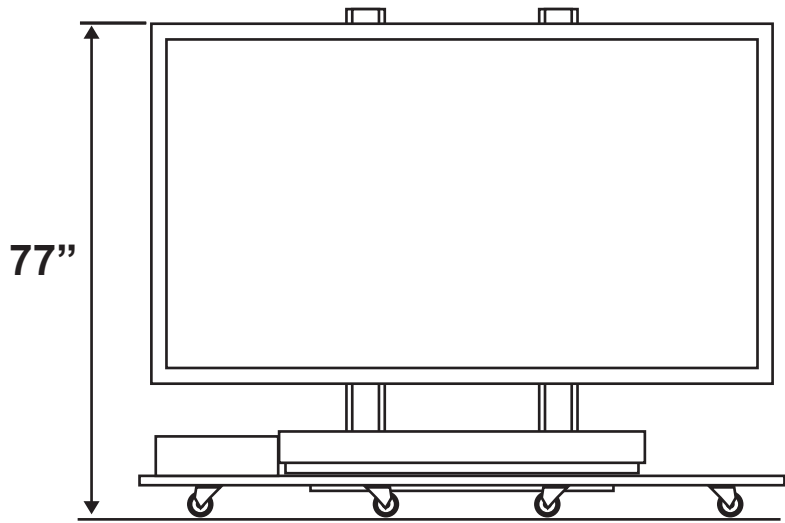
FEATURE AND BENEFITS

- One Man Operation
- Quick Setup
- Various Heights
- Portrait or Landscape Display
- ATA Certified Transportation Case
- Electric Lift Mechanism
- LED Display
- Integrated Power for Display
- Wired Remote Control
- Tool Free Installation
- Built-in Shock Absorption

APPLICATIONS

- Corporate Presentations / Tradeshows
- Animation / Graphic Displays
- Hospitality / Sporting Events
- HD Home Theater / Video Gaming
- Live HD Camera Feeds





ScreenLifter Base Dimensions

Useful for Tradeshow Booth & Stage Set Design

Base Depth - 32"

Base Height - 7"

Base edge (outside L&R) to Column - 10"

Column to Back edge - 7"

Column to Front edge - 21"

Column to Column inside -24.5"